




DIY: Start/Stop button

→ Jump to Latest **Unfollow**

21 - 40 of 146 Posts

◀ Prev 1 **2** 3 4 ... 8 Next ▶




blink977
Registered
Joined Jul 23, 2016
214 Posts

Discussion Starter · #21 · Dec 23, 2016 (Edited)

this connector is made from broken E46 ignition tumbler, I just had it open, cut contacts a bit, and soldered wires. You can see ACC and ignition relays form E60, they are 70 amp or so, and will handle fine. Starter relay is inside CAS module itself. Have to find mounting place under dash tomorrow

Reply Quote Like

Save Share




allikanbe
Registered
Joined Jul 2, 2014
336 Posts

#22 · Dec 23, 2016

ez plug and play would be cool.

Reply Quote Like

Save Share



KnockKnockVano
s
Registered
Joined Apr 2, 2015
49 Posts

#23 · Dec 24, 2016

That's awesome!

Reply Quote Like

Save Share



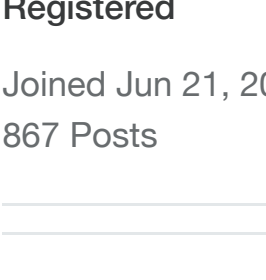
cwarel
Registered
Joined Jun 21, 2015
867 Posts

#24 · Dec 25, 2016 (Edited)

do you have to stick that key into that piece of plastic where it should go to start a car? or you can leave a key in your pocket and start it by the press of the button?

Reply Quote Like

Save Share




blink977
Registered
Joined Jul 23, 2016
214 Posts

Discussion Starter · #25 · Dec 25, 2016 (Edited)

cwarel said: [👁](#)
do you have to stick that key into that piece of plastic where it should go to start a car? or you can leave a key in your pocket and start it by the press of the button?

Reply Quote Like

Save Share




blink977
Registered
Joined Jul 23, 2016
214 Posts

Discussion Starter · #26 · Dec 26, 2016

<https://youtu.be/vOZ0htmcSOQ>

Reply Quote Like

Save Share




stef77972
Registered
Joined Jun 21, 2012
33 Posts

#27 · Dec 26, 2016

It looks good.
it may help you <http://www.m3forum.net/m3forum/showthread.php?t=486535>

Reply Quote Like

Save Share




blink977
Registered
Joined Jul 23, 2016
214 Posts

Discussion Starter · #28 · Dec 26, 2016

stef77972 said: [👁](#)
It looks good.
it may help you <http://www.m3forum.net/m3forum/showthread.php?t=486535>

Reply Quote Like

Save Share




stef77972
Registered
Joined Jun 21, 2012
33 Posts

#29 · Dec 26, 2016

How about tucking that module behind or underneath the radio there is some room there , also there is room in leg place where the dash board covers the carpet you just pull it aside and shuff it in there)))

Reply Quote Like

Save Share



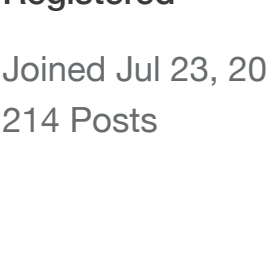
blink977
Registered
Joined Jul 23, 2016
214 Posts

Discussion Starter · #30 · Dec 26, 2016

cwarel said: [👁](#)
How about tucking that module behind or underneath the radio there is some room there , also there is room in leg place where the dash board covers the carpet you just pull it aside and shuff it in there)))

Reply Quote Like

Save Share




cwarel
Registered
Joined Jun 21, 2015
867 Posts

#31 · Jan 30, 2017

How is this coming along can't wait to see this finished

Reply Quote Like

Save Share




stewyblox
Registered
Joined Sep 17, 2015
12 Posts

#32 · Jan 30, 2017 (Edited)

Been on vacation from beginning of the year, no I'm back and will end the project. The only thing left is to disengage starter when engine starts. Working on this now

Reply Quote Like

Save Share




blink977
Registered
Joined Jul 23, 2016
214 Posts

Discussion Starter · #33 · Feb 1, 2017

Don't mind me. Just subbing...

Reply Quote Like

Save Share



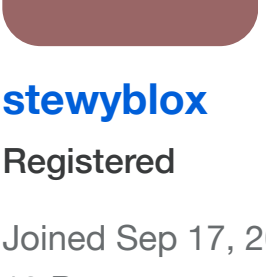
topher339
Registered
Joined Jun 1, 2016
119 Posts

#34 · Feb 15, 2017

Finally!

Reply Quote Like

Save Share




blink977
Registered
Joined Jul 23, 2016
214 Posts

Discussion Starter · #35 · Feb 15, 2017

That's awesome! Does the original diamond key need to be in the ignition for this to work?

Reply Quote Like

Save Share




The Snake
Registered
Joined Jun 12, 2014
624 Posts

#36 · Feb 15, 2017

No, I have ewrs removed from DME. Key in ignition is only needed until I will remove steering lock

Reply Quote Like

Save Share




YoitsTmac
Registered
Joined Apr 10, 2015
2,627 Posts

#37 · Feb 15, 2017

In for keyless entry and fro and when David announces he's done with his DIY

Reply Quote

Save Share




The Snake
Registered
Joined Jun 12, 2014
624 Posts

#38 · Feb 15, 2017 (Edited)

YoitsTmac said: [👁](#)
In for keyless entry and fro and when David announces he's done with his DIY

Reply Quote Like

Save Share




blink977
Registered
Joined Jul 23, 2016
214 Posts

Discussion Starter · #39 · Feb 15, 2017 (Edited)

To lock or unlock the car with the comfort access, you need to have capacitive sensors inside door handle, because on BMW or even my second car toyota, you have to touch it with your hand, in order to unlock the car. I'm not willing to do this on my car, but, probably I will do comfort start, when you don't need to put the key in slot. Even this thing requires adding 2 modules: KGM module, and comfort access module with at least two antennas. Currently I'm busy with other projects, but soon I'll figure it out.

Reply Quote Like

Save Share




The Snake
Registered
Joined Jun 12, 2014
624 Posts

#40 · Feb 15, 2017

blink977 said: [👁](#)
To lock or unlock the car with the comfort access, you need to have capacitive sensors inside door handle, because on BMW or even my second car toyota, you have to touch it with your hand, in order to unlock the car: I'm not willing to do this on my car, but, probably I will do comfort start, when you don't need to put the key in slot. Even this thing requires adding 2 modules: KGM module, and comfort access module with at least two antennas. Currently I'm busy with other projects, but soon I'll figure it out.

Reply Quote Like

Save Share




blink977
Registered
Joined Jul 23, 2016
214 Posts

Discussion Starter · #41 · Feb 15, 2017

Oh I wasn't aware BMW comfort access required touching the door.. On my brothers corvette it's a proximity sensor so I assumed it was universal.

Reply Quote Like

Save Share




The Snake
Registered
Joined Jun 12, 2014
624 Posts

#42 · Feb 15, 2017

Keyless start would definitely be a nice feature. If I can help in any way, let me know.

Reply Quote Like

Save Share



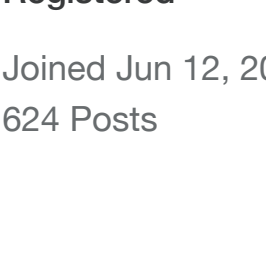
blink977
Registered
Joined Jul 23, 2016
214 Posts

Discussion Starter · #43 · Feb 15, 2017

Maybe I will also instal E90 chime module, I liked an idea of this [👁](#)

Reply Quote Like

Save Share




The Snake
Registered
Joined Jun 12, 2014
624 Posts

#44 · Feb 15, 2017

Soon! 19 units including bio and calc is really kicking my ass.

Reply Quote Like

Save Share




blink977
Registered
Joined Jul 23, 2016
214 Posts

Discussion Starter · #45 · Feb 15, 2017

I hope I haven't hyped it up too much, it's a relatively simple mod.. Just a matter of buying the right components and wiring them up properly.

Reply Quote Like

Save Share




The Snake
Registered
Joined Jun 12, 2014
624 Posts

#46 · Feb 15, 2017

This push to start DIY is far more impressive in my opinion, and I'm eagerly awaiting to do it myself. Nice job blink! Do you think there's any way to make it work like comfort access as well? (Walking up to the car unlocks, walking away locks)

Reply Quote Like

Save Share



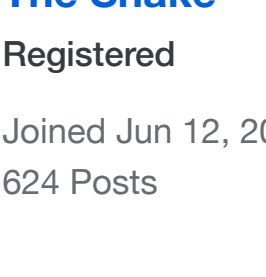
blink977
Registered
Joined Jul 23, 2016
214 Posts

Discussion Starter · #47 · Feb 15, 2017

Oh I wasn't aware BMW comfort access required touching the door.. On my brothers corvette it's a proximity sensor so I assumed it was universal.

Reply Quote Like

Save Share



The Snake
Registered
Joined Jun 12, 2014
624 Posts

#48 · Feb 15, 2017

Keyless start would definitely be a nice feature. If I can help in any way, let me know.

Reply Quote Like

Save Share



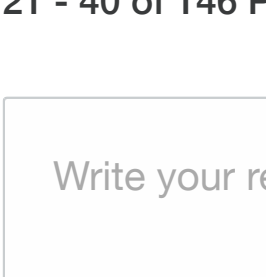
blink977
Registered
Joined Jul 23, 2016
214 Posts

Discussion Starter · #49 · Feb 15, 2017

Maybe I will also instal E90 chime module, I liked an idea of this [👁](#)

Reply Quote Like

Save Share




The Snake
Registered
Joined Jun 12, 2014
624 Posts

#50 · Feb 15, 2017

Oh I wasn't aware BMW comfort access required touching the door.. On my brothers corvette it's a proximity sensor so I assumed it was universal.

Reply Quote Like

Save Share



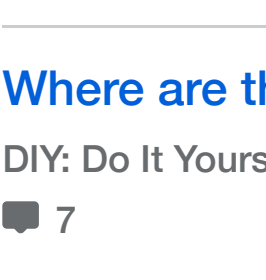
blink977
Registered
Joined Jul 23, 2016
214 Posts

Discussion Starter · #51 · Feb 15, 2017

Maybe I will also instal E90 chime module, I liked an idea of this [👁](#)

Reply Quote Like

Save Share



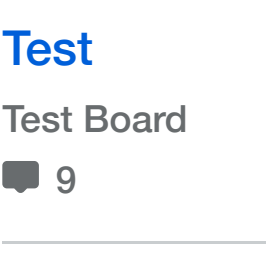
The Snake
Registered
Joined Jun 12, 2014
624 Posts

#52 · Feb 15, 2017

Oh I wasn't aware BMW comfort access required touching the door.. On my brothers corvette it's a proximity sensor so I assumed it was universal.

Reply Quote Like

Save Share



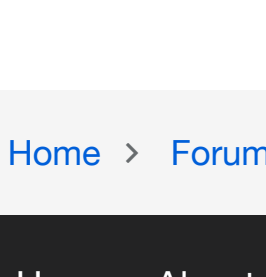
blink977
Registered
Joined Jul 23, 2016
214 Posts

Discussion Starter · #53 · Feb 15, 2017

Maybe I will also instal E90 chime module, I liked an idea of this [👁](#)

Reply Quote Like

Save Share



The Snake
Registered
Joined Jun 12, 2014
624 Posts

#54 · Feb 15, 2017

Oh I wasn't aware BMW comfort access required touching the door.. On my brothers corvette it's a proximity sensor so I assumed it was universal.

Reply Quote Like

Save Share

About this Discussion

145 Replies

25 Participants

Last post:

Bondutch 5 d ago

BMW E46 Fanatics Forum

A forum community dedicated to BMW E46, E90, and F30 owners and enthusiasts. Come join the discussion about M performance, turbo kits, engine swaps, builds, modifications, classifieds, troubleshooting, maintenance, and more!

[Full Forum Listing](#) →

Explore Our Forums

[General E46 Forum](#)


[The Showroom](#)


[California](#)


[///M3 Forum](#)


[Wheels and Tires](#)

Recommended Communities

 **Home Entertainment**
1M+ members

 **Mountain Bike Reviews**
450K+ members

 **ACCREDITED BUSINESS**

 **GDPR COMPLIANT**